





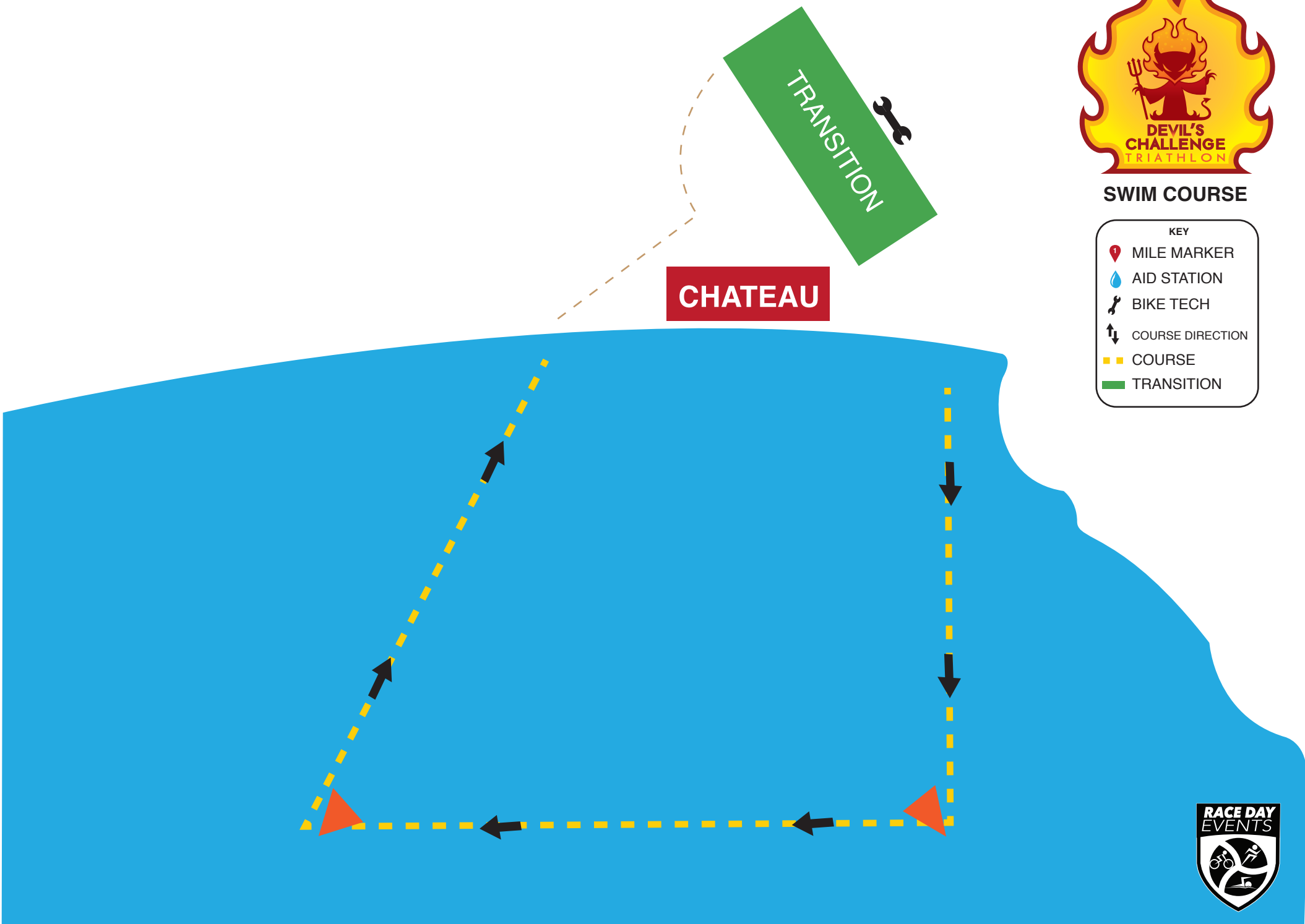










**SWIM COURSE**

KEY	
	MILE MARKER
	AID STATION
	BIKE TECH
	COURSE DIRECTION
	COURSE
	TRANSITION



- Exit the transition area and exit out of the park
- Right onto County Rd. DL
- Left on WI 113
- Right onto Tower Road.
- Left onto Devil's Crown Rd.
- Follow the loop back to Tower Rd.
- Right on Neuman Rd.
- Left onto County road W
- Continue straight onto Kessler Rd.
- Left onto Old Lake Rd.
- Right onto Golf Rd.
- Left onto County Rd. DL.
- Continue straight into the park back into the transition area.

- KEY
-  MILE MARKER
  -  AID STATION
  -  BIKE TECH
  -  COURSE DIRECTION
  -  COURSE
  -  TRANSITION





## RUN COURSE

KEY	
	MILE MARKER
	AID STATION
	BIKE TECH
	COURSE DIRECTION
	COURSE
	TRANSITION

## TURN-BY-TURN RUN COURSE

- Exit transition into parking lot
- Left through center isle of parking lot
- Right onto Park Rd
- Left onto Park Rd
- Left onto County Road DL
- Left into Quartzite Campground
- Stay right onto Park Rd
- Continue straight on Park Rd
- 2nd Left down center isle of campground

\*\*\* TURN AROUND \*\*\*

- Right onto Park Rd
- Left out of Campground
- Right onto County Rd DL
- Right onto Park Rd
- Right onto Park Rd
- Left into parking lot & finish line

